



Commercial Window Treatments Catalog

SWFCONTRACT™



Table of Contents

Solar Shades

Manual Solar Shades	4
Motorized Solar Shades	5

Horizontal Blinds

Micro Aluminum Blinds	6
S4000 Micro Aluminum Blinds	7
S3000™ 1" Aluminum Blinds.....	8
Classics™ 1" Aluminum Blinds	9
Customiser® 1" Aluminum Blinds.....	10
Heritage™ 2" Aluminum Blinds	11
Specialty Applications for Aluminum Blinds	12
Elite 2" Wood Blinds.....	13
2" Wood Blinds	14
2" Composite Blinds.....	15
2" Premium Faux Wood Blinds.....	16
2" Faux Wood Blinds	17
2" Designer Vinyl Blinds.....	18
Special Options Explanation/Pocket Installations for 1" Aluminum Blinds.....	19
Horizontal Blinds Features and Options.....	20-21

Vertical Blinds

G-71 Super-Vue® Vertical Blinds	22
G-98 Ultra-Vue™ Vertical Blinds	23
G-85 Dura-Vue® Vertical Blinds	24
Vertical Blinds Features and Options.....	25

Cellular and Pleated Shades.....26

Shutters

Traditions® Wood Shutters.....	27
Traditions® Composite Shutters	28

Sustainability, Safety, Compliance, and Testing.....29-30



The SWFcontract brand is the commercial product offering of Springs Window Fashions, a leading full-line manufacturer of window coverings. SWFcontract products provide long-lasting solutions for daylighting, glare control, temperature management, and energy savings—all while defining the character of your commercial space. We distribute our products to the trade through our authorized network of commercial subcontractors, and to the architectural community through our dedicated commercial sales force. Our proven record of superior service and expert technical support sets us apart from the competition.

GREEN BY NATURE™

The SWFcontract team further aligns with the values of our parent company by supporting the Green by Nature initiative, which defines the company's commitment to producing environmentally-sound window coverings. Having respect for the earth guides us as we conduct business, and includes specific processes and actions that minimize our environmental impact:

- Improve indoor and outdoor air quality by reducing emissions of volatile organic compounds (VOCs)
- Conserve energy by reducing the consumption of natural gas
- Reduce industrial and office waste by implementing recycling programs
- Reduce energy usage and waste by investing in technologies that limit fresh water consumption while significantly reducing the disposal of industrial waste water
- Reduce waste by utilizing high-recycling manufacturing facilities
- Use resources more efficiently through environmentally-friendly material harvesting

SOCIAL RESPONSIBILITY

From corporate philanthropy to associates' grassroots volunteer efforts, Springs Window Fashions holds to the belief that the communities where our associates live and work should be primary beneficiaries of our shared corporate efforts. The SWFcontract team supports and participates in these initiatives.

Manual Solar Shades

PRODUCT SPECIFICATIONS

Roller tube shall be extruded aluminum engineered with channel to accept fabric spline. The diameter and wall thickness (determined by manufacturer, based on fabric selection and shade size) shall provide minimal deflection and optimal performance.

TruePerformance™ Clutch System shall consist of fiberglass-filled nylon for wear resistance, smooth operation, and corrosion resistance. The clutch uses a Velvetrol™ internal spring arrangement for a smooth pulling force that locks the shade in any position when operating the control loop. The clutch mechanism is bidirectional and does not require adjustment or lubrication. Clutch will be inserted in roller tube at manufacturing and the clutch size shall be determined by manufacturer based on fabric selection and shade size.

Control loop shall be #10 stainless steel bead chain. Bead stops attached to the chain to protect the shade from over-rotation.

Idle end shall be constructed of high-strength, fiberglass-filled nylon with spring-loaded pin-end technology for wear resistance, smooth operation, and corrosion resistance.

Lift assist system shall be a heavy-duty torsion spring located inside the roller tube. Mechanism reduces the pull force, allowing easy lifting of larger shades.

Spline system shall consist of a co-extruded PVC spline, heat-sealed to the shade fabric and inserted into an engineered channel on the roller tube. The removable spline system allows for adjustability on-site and ease in changing fabric bands in the field.

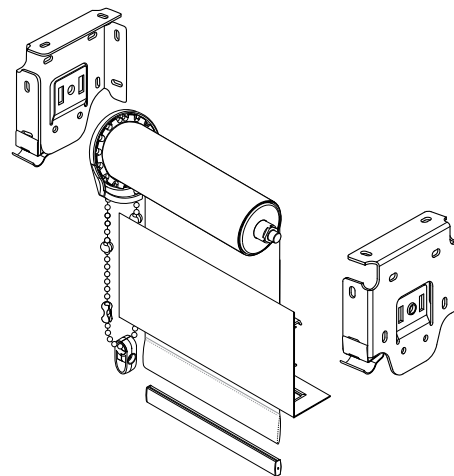
Hem bar shall be an aluminum extrusion enclosed in a fabric hem pocket with heat-sealed seams and ends.

Installation brackets shall be 16 gauge, corrosion-resistant, stamped steel, and can accommodate overhead, side, and face mounting. Brackets are powder-coated and available in white, vanilla, gray, or black. Optional dual shade brackets shall hold two shades in one bracket assembly. Coupled shades shall be connected with a linked bracket mechanism.

Solar and blackout shade fabric shall be flame retardant, fade and stain resistant, antistatic, and antimicrobial, and shall pass NFPA 701-1999 FR and ASTM-G21 and G22. Shades with railroaded fabric may have heat-sealed seams. Seam heights may be specified. Fabrics range from 100% opaque to 30% openness.

OPTIONS

- Dual shades
- Coupled shades
- Fascia (3" or 4", front and back)
- Dual shade fascia (7.625")
- Side, sill, and center channels
- Pockets (4.75" or 7.5")
- Closure plate (2", 3", or 5")
- External fabric-wrapped hem bar
- Plastic bead chain
- Bracket covers
- Lift assist for large shades



PRODUCT FEATURES AND BENEFITS

- Chain-operated clutch system
- Four clutch sizes available to fit window size
- Extruded aluminum roller tube with fabric spline channel
- Every shade is run full up and down, and limits are set in manufacturing
- Enclosed heat-welded hem bar pocket
- Powder-coated components
- Solar and blackout fabric collection, including ShadeDefense Antimicrobial Protection, GREENGUARD certified, and PVC-free options, are available
- Limited lifetime warranty

Motorized Solar Shades

PRODUCT SPECIFICATIONS

Motor shall be a tubular, asynchronous motor with built-in reversible capacitor, totally enclosed, temperature Class A, thermally protected, maintenance-free with line voltage power supply. Motor shall be concealed inside the roller tube. Motor size (to be determined by shade manufacturer to ensure proper operation, based on window size and fabric selection) shall not exceed 80% of the motor and tube assembly rated lift capacity.

1. Standard 110V–120V AC motors
2. RTS (Radio Frequency) 110V–120V AC motors
3. Intelligent RS485 110V–120V AC motors

Roller tube shall be extruded-aluminum tubes engineered with channel to accept fabric spline. The diameter and wall thickness (determined by manufacturer based on fabric selection and shade size) shall provide minimal deflection and optimal performance.

Spline system shall consist of Z-shaped, rigid PVC spline, heat-sealed to the shade fabric and inserted into an engineered channel on the roller tube. The removable spline system allows for adjustability on-site and ease in changing fabric bands in the field.

Hem bar shall be an aluminum extrusion enclosed in a fabric hem pocket with heat-sealed seams and ends.

Idle end shall be made of galvanized steel for wear resistance and smooth operation.

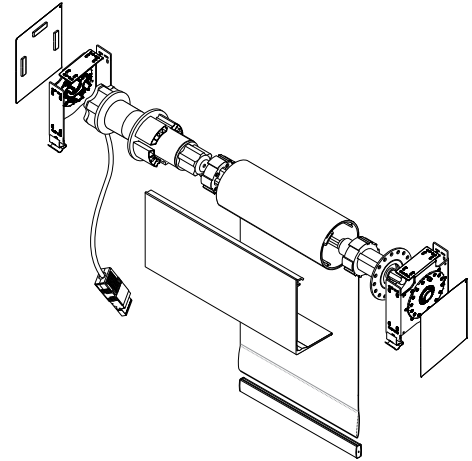
Installation brackets shall be 16 gauge, corrosion-resistant, stamped steel, and can accommodate overhead, side, and face mounting. Brackets are powder-coated and available in black or white. Optional dual shade brackets shall hold two shades in one bracket assembly. Coupled shades shall be connected with a linked bracket mechanism.

Idle end bracket shall be adjustable, allowing shades to be leveled while in place.

Solar and blackout shade with railroaded fabric may have heat-sealed seams. Seam heights may be specified. Fabrics range from 100% opaque to 36% openness.

OPTIONS

- Individual controls
- Group controls
- Dual shades
- Coupled shades
- Dual coupled shades
- Fascia (4.25" or 7.625")
- Side, sill, and center channels
- Pockets (4.75" or 7.5")
- Closure plate (2", 3", or 5")
- External fabric-wrapped hem bar
- Bracket covers



PRODUCT FEATURES AND BENEFITS

- Standard, extended, and heavy-duty motorized systems
- Every motorized shade is run full up and down, and limits are set in manufacturing
- Integration with building automation and lighting controls
- Quick disconnect plugs
- Adjustable idle end brackets allow shades to be modified in place
- Extruded aluminum roller tube with fabric spline channel
- Powder-coated components
- Enclosed heat-welded hem bar pocket
- Solar and blackout fabric collection, including ShadeDefense Antimicrobial Protection, GREENGUARD certified, and PVC-free options, are available
- Five year warranty on all motors and motor accessories

Micro Aluminum Blinds

PRODUCT SPECIFICATIONS

Headrail shall be 1" high x 1" wide x .025" thick U-shaped steel. The steel finishing process includes phosphate treatment for corrosion resistance, a chrome-free sealer, a low hazardous air pollutants (HAP) urethane primer, and a topcoat of low HAP, polyester-baked enamel.

Tilter shall be made of injection-molded thermoplastics for smooth low-friction operation and shall incorporate a clutch mechanism to prevent damage due to overtilting.

Tilt Rod shall be electro-zinc coated solid steel measuring 1/4" square.

Tilt Wand shall be clear polycarbonate with a hexagonal cross section measuring approximately 1/4" diameter and attached to the tilter shaft by means of a spring clip for easy removal.

Lift Cord is available in 1.4mm.

Cordlock shall be a snap-in design made of durable high impact nylon with a stainless steel wear guard incorporating a floating shaft-type locking pin. The design provides a crash-proof safety feature that will lock the blinds automatically upon release of the lift cord.

Drum and Cradles shall be low-friction thermoplastic and provided for each ladder.

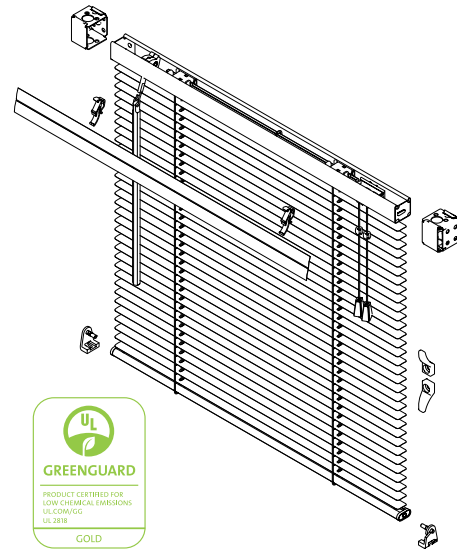
Installation Brackets shall be made of phosphate-treated steel with a urethane primer and polyester baked enamel finish to match headrail. The design shall incorporate a hinged front cover.

Braided Ladder shall be made of 100% polyester yarn, incorporating two extra-strength rungs per ladder for slat support. Standard ladder spacing shall be 12.5mm.

Slats shall be 5000 series cold-rolled aluminum containing the maximum allowable recycled content to produce a high-strength and corrosion-resistant flexible product. Slats shall be nominally 1/2" wide x .006" thick and processed to provide a smooth, hard, less porous surface with antistatic performance to repel dust. Slats shall be treated with a topcoat of low HAP polyester-baked enamel.

Bottomrail shall be a completely enclosed tubular shape made of phosphate-treated steel for corrosion resistance and finished with a chrome-free sealer, low HAP urethane primer, and a topcoat of low HAP, polyester-baked enamel. Bottomrail shall measure .025" thick.

Identical to Bali® Micro Blinds



PRODUCT FEATURES AND BENEFITS

- 1" x 1" steel headrail with slim profile for limited recess space applications
- Disengaging clutch, Crash-proof cordlock
- Box bracket
- Compliant with ANSI WCMA A100.1-2018 standard for cord length
- Antistatic performance to repel dust
- Low HAP, low VOC paint process
- Slats meet NFPA 701
- GREENGUARD Gold certified
- Limited lifetime warranty

OPTIONS

- Tilt limiter
- Ring tilt
- Top-lock cordlock
- Ring pull
- Turn clips for extruded pockets
- Extension brackets
- Hold down brackets
- Cut-outs
- Two-slat valance
- Deluxe two-slat valance
- Custom cord lengths available

S4000 Micro Aluminum Blinds

PRODUCT SPECIFICATIONS

Headrail shall be 1" high x 1-1/2" wide x .025" thick steel valance free design with a curved front profile, rolled edges at the top, and a lightblocking lip at the lower back side. The steel finishing process includes phosphate treatment for corrosion resistance, a chrome-free sealer, a low hazardous air pollutants (HAP) urethane primer, and a topcoat of low HAP, polyester-baked enamel.

Tilter shall be made of injection-molded thermoplastics for smooth low-friction operation and shall incorporate a clutch mechanism to prevent damage due to overtilting.

Tilt Rod shall be electro-zinc coated solid steel measuring 1/4" square.

Tilt Wand shall be clear polycarbonate with a hexagonal cross section measuring approximately 1/4" diameter and attached to the tilter shaft by means of a spring clip for easy removal.

Lift Cord is available in 1.4mm.

Cordlock shall be a snap-in design made of durable high-impact nylon with a stainless steel wear guard incorporating a floating shaft-type locking pin. The design provides a crash-proof safety feature that will lock the blinds automatically upon release of the lift cord.

Drum and Cradles shall be low-friction thermoplastic and provided for each ladder.

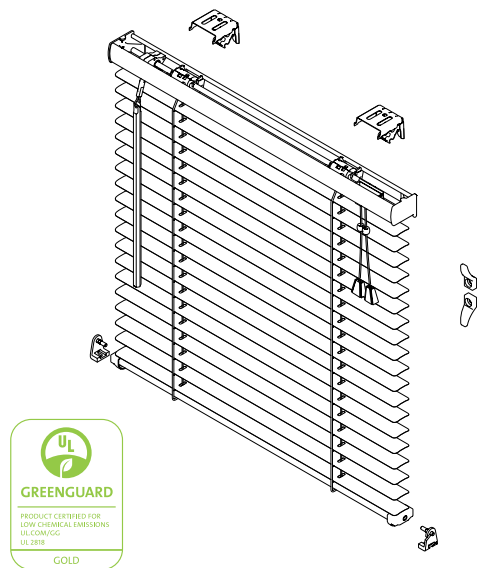
Installation Brackets shall be top loading, zinc-plated steel with a snap-in design for easy installation.

Braided Ladder shall be made of 100% polyester yarn, incorporating two extra-strength rungs per ladder for slat support. Standard ladder spacing shall be 12.5mm.

Slats shall be 5000 series cold-rolled aluminum containing the maximum allowable recycled content to produce a high-strength and corrosion-resistant flexible product. Slats shall be nominally 1/2" wide x .006" thick and processed to provide a smooth, hard, less porous surface with antistatic performance to repel dust. Slats shall be treated with a topcoat of low HAP polyester-baked enamel.

Bottomrail shall be a completely enclosed tubular shape made of phosphate-treated steel for corrosion resistance and finished with a chrome-free sealer, low HAP urethane primer, and a topcoat of low HAP, polyester-baked enamel. Bottomrail shall measure .025" thick.

Identical to Bali® S4000 Micro Aluminum Blinds



PRODUCT FEATURES AND BENEFITS

- 1" x 1-1/2" headrail with integrated valance for clean, finished look
- Lightblocking lip on headrail eliminates light leakage and slats tilt to any position to control light and privacy
- Disengaging clutch and crash-proof cordlock
- Snap-in hidden brackets and enclosed bottomrail
- Compliant with ANSI WCMA A100.1-2018 standard for cord length
- Antistatic performance to repel dust
- Low HAP, low VOC paint process
- Slats meet NFPA 701
- GREENGUARD Gold certified
- Limited lifetime warranty

OPTIONS

- Tilt limiter
- Ring tilt
- Top-lock cordlock
- Ring pull
- Extension brackets
- Hold down brackets
- Cut-outs
- Custom cord lengths available

S3000™ 1" Aluminum Blinds

PRODUCT SPECIFICATIONS

Headrail shall be 1" high x 1-1/2" wide x .025" thick steel valance-free design with a curved front profile, rolled edges at the top, and a lightblocking lip at the lower back side. The steel finishing process includes phosphate treatment for corrosion resistance, a chrome-free sealer, a low hazardous air pollutants (HAP) urethane primer, and a topcoat of low HAP, polyester-baked enamel.

Tilter shall be made of injection-molded thermoplastics for smooth low-friction operation and shall incorporate a clutch mechanism to prevent damage due to overtilting.

Tilt Rod shall be electro-zinc coated solid steel measuring 1/4" square.

Tilt Wand shall be clear polycarbonate with a hexagonal cross section measuring approximately 1/4" diameter and attached to the tilter shaft by means of a spring clip for easy removal.

Lift Cord is available in 1.4 mm (corded) or .9 mm (cordless).

Cordlock shall be a snap-in design made of durable high-impact nylon with a stainless steel wear guard incorporating a floating shaft-type locking pin. The design provides a crash-proof safety feature that will lock the blinds automatically upon release of the lift cord.

Drum and Cradles shall be low-friction thermoplastic and provided for each ladder.

Installation Brackets shall be top loading, zinc-plated steel with a snap-in design for easy installation.

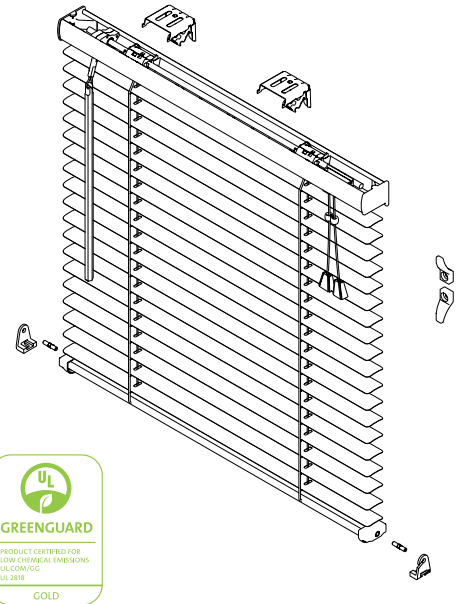
Braided Ladder shall be made of 100% polyester yarn, incorporating two extra-strength rungs per ladder for slat support. Standard ladder spacing shall be 21.5 mm.

Slats shall be 5000 series cold-rolled aluminum containing the maximum allowable recycled content to produce a high-strength and corrosion-resistant flexible product. Slats shall be nominally 1" wide x .006" thick and processed to provide a smooth, hard, less porous surface with antistatic performance to repel dust. Slats shall be treated with a topcoat of low HAP polyester-baked enamel.

Bottomrail shall be a completely enclosed tubular shape made of phosphate-treated steel for corrosion resistance and finished with a chrome-free sealer, low HAP urethane primer, and a topcoat of low HAP, polyester-baked enamel. Bottomrail shall measure .025" thick.

OPTIONS

- .008" thick slat
- Inverted slat for daylighting
- 20 mm or 22.5mm ladder spacing
- Hidden Holes privacy and lightblocking slat with 18 mm spacing
- Tilt limiter
- Ring tilt
- Top-lock cordlock
- Ring pull
- Extension brackets
- Hold down brackets
- Cut-outs
- Cordless lift (uses 1-1/2" x 2-1/8" headrail)
- Custom cord lengths available



PRODUCT FEATURES AND BENEFITS

- 1" x 1-1/2" headrail with integrated valance for clean, finished look
- Lightblocking lip on headrail eliminates light leakage and slats tilt to any position to control light and privacy
- Disengaging clutch and crash-proof cordlock
- Snap-in hidden brackets and enclosed bottomrail
- Compliant with ANSI WCMA A100.1-2018 standard for cord length
- Antistatic performance to repel dust
- Low HAP, low VOC paint process
- Slats meet NFPA 701
- GREENGUARD Gold certified
- Limited lifetime warranty

*Identical to Bali® S3000
1" Aluminum Blinds*

Classics™ 1" Aluminum Blinds

PRODUCT SPECIFICATIONS

Headrail shall be 1" high x 1-1/2" wide x .025" thick U-shaped steel. The steel finishing process includes phosphate treatment for corrosion resistance, a chrome-free sealer, a low hazardous air pollutants (HAP) urethane primer, and a topcoat of low HAP polyester-baked enamel.

Tilter shall be made of injection-molded thermoplastics for smooth low-friction operation and shall incorporate a clutch mechanism to prevent damage due to overtilting.

Tilt Rod shall be electro-zinc coated solid steel measuring 1/4" square.

Tilt Wand shall be clear polycarbonate with a hexagonal cross section measuring approximately 1/4" diameter and attached to the tilter shaft by means of a spring clip for easy removal.

Lift Cord is available in 1.4 mm.

Cordlock shall be a snap-in design made of durable high-impact nylon with a stainless steel wear guard incorporating a floating shaft-type locking pin. The design provides a crash-proof safety feature that will lock the blinds automatically upon release of the lift cord.

Drum and Cradles shall be low-friction thermoplastic and provided for each ladder.

Installation Brackets shall be made of phosphate-treated steel with a urethane primer and polyester-baked enamel finish to match headrail. The design shall incorporate a hinged front cover.

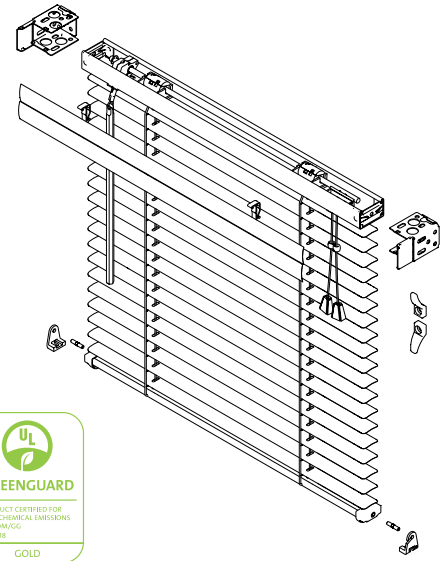
Braided Ladder shall be made of 100% polyester yarn, incorporating two extra-strength rungs per ladder for slat support. Standard ladder spacing shall be 21.5 mm.

Slats shall be 5000 series cold-rolled aluminum containing the maximum allowable recycled content to produce a high-strength and corrosion-resistant flexible product. Slats shall be nominally 1" wide x .006" thick and processed to provide a smooth, hard, less porous surface with antistatic performance to repel dust. Slats shall be treated with a topcoat of low HAP polyester-baked enamel.

Bottomrail shall be a completely enclosed tubular shape made of phosphate-treated steel for corrosion resistance and finished with a chrome-free sealer, low HAP urethane primer, and a topcoat of low HAP, polyester-baked enamel. Bottomrail shall measure .025" thick.

OPTIONS

- .008" thick slat
- Inverted slat for daylighting
- 20 mm or 22.5 mm ladder spacing
- Tilt limiter
- Ring tilt
- Top-lock cordlock
- Ring pull
- Turn clips for extruded pocket
- Extension brackets
- Hold down brackets
- Cut-outs
- Two-slat valance
- Deluxe two-slat valance
- Specialty shapes (arches, circles, and angles)
- Custom cord lengths available



PRODUCT FEATURES AND BENEFITS

- Cost-efficient, durable performance
- Extra heavy-duty steel 1" x 1-1/2" headrail allows greater blind widths or up to three blinds on one headrail
- Enclosed bottomrail
- Disengaging clutch and crash-proof cordlock
- Box bracket
- Compliant with ANSI WCMA A100.1-2018 standard for cord length
- Antistatic performance to repel dust
- Low HAP, low VOC paint process
- Slats meet NFPA 701
- GREENGUARD Gold certified
- Limited lifetime warranty

Identical to Bali® Classics™ 1" Aluminum Blinds

Customiser™ 1" Aluminum Blinds

PRODUCT SPECIFICATIONS

Headrail shall be 1" high x 1" wide x .025" thick U-shaped steel. The steel finishing process includes phosphate treatment for corrosion resistance, a chrome-free sealer, a low hazardous air pollutants (HAP) urethane primer, and a topcoat of low HAP, polyester-baked enamel.

Tilter shall be made of injection-molded thermoplastics for smooth low-friction operation and shall incorporate a clutch mechanism to prevent damage due to overtilting.

Tilt Rod shall be electro-zinc coated solid steel measuring 1/4" square.

Tilt Wand shall be clear polycarbonate with a hexagonal cross section measuring approximately 1/4" diameter and attached to the tilter shaft by means of a spring clip for easy removal.

Lift Cord is available in 1.4 mm.

Cordlock shall be a snap-in design made of durable high-impact nylon with a stainless steel wear guard incorporating a floating shaft-type locking pin. The design provides a crash-proof safety feature that will lock the blinds automatically upon release of the lift cord.

Drum and Cradles shall be low-friction thermoplastic and provided for each ladder.

Installation Brackets shall be made of phosphate-treated steel with a urethane primer and polyester-baked enamel finish to match headrail. The design shall incorporate a hinged front cover.

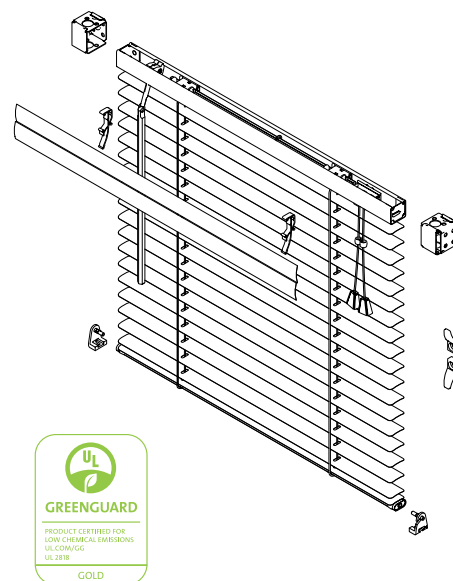
Braided Ladder shall be made of 100% polyester yarn, incorporating two extra-strength rungs per ladder for slat support. Standard ladder spacing shall be 22.5 mm.

Slats shall be 5000 series cold-rolled aluminum containing the maximum allowable recycled content to produce a high-strength and corrosion-resistant flexible product. Slats shall be nominally 1" wide x .006" thick and processed to provide a smooth, hard, less porous surface with antistatic performance to repel dust. Slats shall be treated with a topcoat of low HAP polyester-baked enamel.

Bottomrail shall be a completely enclosed tubular shape made of phosphate-treated steel for corrosion resistance and finished with a chrome-free sealer, low HAP urethane primer, and a topcoat of low HAP, polyester-baked enamel. Bottomrail shall measure .025" thick.

OPTIONS

- | | | |
|-----------------------------------|-----------------------------------|---------------------------------|
| • .008" thick slat | • Ring tilt | • Hold down brackets |
| • Inverted slat for daylighting | • Top-lock cordlock | • Cut-outs |
| • 20 mm or 21.5 mm ladder spacing | • Ring pull | • Two-slat valance |
| • Tilt limiter | • Turn clips for extruded pockets | • Deluxe two-slat valance |
| | • Extension brackets | • Custom cord lengths available |



PRODUCT FEATURES AND BENEFITS

- Durable performance, value engineered
- 1" x 1" steel headrail with slim profile for limited recess space applications
- Disengaging clutch and crash-proof cordlock
- Box bracket
- Compliant with ANSI WCMA A100.1-2018 standard for cord length
- Antistatic performance to repel dust
- Low HAP, low VOC paint process
- Slats meet NFPA 701
- GREENGUARD Gold certified
- Limited lifetime warranty

*Identical to Bali® Customiser
1" Aluminum Blinds*

Heritage™ 2" Aluminum Blinds

PRODUCT SPECIFICATIONS

SureTight™ Headrail shall be 1-5/8" high x 2-1/4" wide x .022" thick U-shaped steel with 1/8" lightblocking lip on the bottom center line. The steel finishing process includes phosphate treatment for corrosion resistance, a chrome-free sealer, a low hazardous air pollutants (HAP) urethane primer, and a topcoat of low HAP, polyester-baked enamel.

Tilter shall be a snap-in component incorporating a worm and pulley of low-friction thermoplastic and a nylon gear. Tilt cords shall measure 1.8 mm diameter.

Tilt Rod shall be electro-zinc coated solid steel measuring 1/4" square.

Tilt Wand shall be clear polycarbonate with a hexagonal cross section measuring approximately 5/16" diameter and attached to the tilter shaft by means of a spring clip for easy removal.

Lift Cord is available in 1.8 mm.

Cordlock shall be metal of a snap-in design incorporating a floating, shaft-type locking pin and shall incorporate a crash-proof safety feature that will lock blind automatically upon release of cord.

Drums shall be made of high-strength thermoplastic, which securely anchors braided ladders.

Installation Brackets shall be made of phosphate-treated steel with a urethane primer and polyester-baked enamel finish to match headrail. The design shall incorporate a hinged front cover.

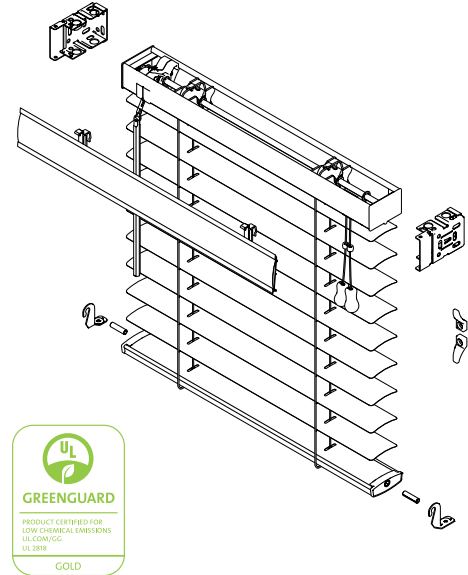
Braided Ladder shall be made of 100% polyester yarn, incorporating two extra-strength rungs per ladder for slat support. Standard ladder spacing shall be 44 mm.

Slats shall be 5000 series cold-rolled aluminum containing the maximum allowable recycled content to produce a high-strength and corrosion-resistant flexible product. Slats shall be nominally 2" wide x .008" thick and processed to provide a smooth, hard, less porous surface with antistatic performance to repel dust. Slats shall be treated with a topcoat of low HAP polyester-baked enamel.

Bottomrail shall be C-shaped 9/16" high x 2" wide x 0.40" thick anodized aluminum. It shall be fully enclosed with a dust cover slat and finished with a polyester-baked enamel to match headrail.

OPTIONS

- 1" or 1-1/2" FR rated cloth tapes
- Inverted slat for daylighting
- Cord tilt
- Ring tilt
- Motorized – tilt only
- Ring pull
- Extension brackets
- Hold down brackets
- Cut-outs
- Deluxe channel panel valance
- Custom cord lengths available



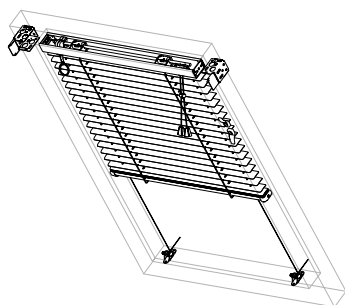
PRODUCT FEATURES AND BENEFITS

- Ideal for large window applications
- 1-5/8" x 2-1/4" SureTight heavy-duty steel headrail
- Lightblocking lip on headrail eliminates light leakage
- Enclosed bottomrail
- Box bracket
- Compliant with ANSI WCMA A100.1-2018 standard for cord length
- Antistatic performance to repel dust
- Low HAP, low VOC paint process
- Slats meet NFPA 701
- GREENGUARD Gold certified
- Limited lifetime warranty

*Identical to Bali® Heritage™
2" Aluminum Blinds*

Specialty Applications for Horizontal Blinds

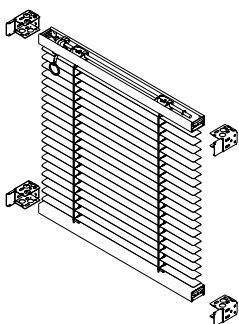
INCLINE WIRE BLINDS



PRODUCT FEATURES AND BENEFITS

- Classics 1" headrail, slats, and components
- Antistatic performance to repel dust
- Low HAP, low VOC paint process
- Fully functional lift and tilt
- 45° maximum from vertical
- Available in certain specialty shapes (except arches). Contact SWFcontract rep for details
- Stainless steel tension wires anchored with tension brackets
- Ring tilt
- Ring pull
- Lift determined by design
- Telescopic pole option
- GREENGUARD Gold certified
- Limited lifetime warranty

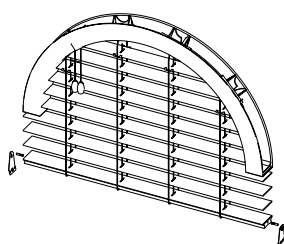
DUAL HEADRAIL SKYLIGHT BLINDS



PRODUCT FEATURES AND BENEFITS

- Classics 1" headrail, slats, and components
- Antistatic performance to repel dust
- Low HAP, low VOC paint process
- Tilt only
- 45° from horizontal
- Dual headrail spring tension design
- Ring tilt
- Telescopic pole option
- GREENGUARD Gold certified
- Limited lifetime warranty

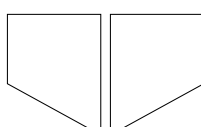
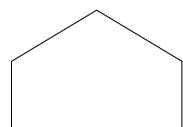
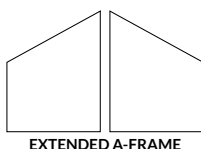
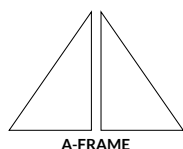
ARCH BLINDS AND CIRCLE BLINDS



PRODUCT FEATURES AND BENEFITS

- 1" Arch and Circle Blinds
- Antistatic performance to repel dust
- Low HAP, low VOC paint process
- One-piece, roll-formed
- aluminum headrail
- Circle blinds tilt only
- GREENGUARD Gold certified
- Limited lifetime warranty

ANGLED BLINDS



PRODUCT FEATURES AND BENEFITS

- Classics 1" headrail, slats, and components
- Antistatic performance to repel dust
- Full tilt capability
- Low HAP, low VOC paint process
- Lift determined by design
- GREENGUARD Gold certified
- Limited lifetime warranty
- More shapes available

Elite 2" Wood Blinds

PRODUCT SPECIFICATIONS

SureClose Headrail shall be 1⁵/₈" high x 2³/₈" wide x .055" thick U-shaped, extruded aluminum with 1/8" lightblocking lip on the bottom center line and finished with a powder-coat paint.

Valance shall be lineal grained, smooth-sanded 100% North American Basswood. Valance choices include 3" Classic, 3¹/₂" Craftsman, 3¹/₂" Legacy, and 4¹/₂" Symphony.

Cord tilter shall be a snap-in component incorporating a worm and pulley of low-friction thermoplastic and a nylon gear. Tilt cords shall be secured to pulley and treated with wood tassels at tilt end.

Tilt rod shall be electro-zinc coated solid steel measuring 1/4" square.

Cordlock shall be metal of a snap-in design incorporating a floating, shaft-type locking pin and shall incorporate a crash-proof safety feature that will lock blind automatically upon release of cord.

Cradles shall be made of low-friction polypropylene with metal lift cord rollers.

Drums shall be made of high-strength thermoplastic, which securely anchors braided ladder or cloth tapes.

Braided ladder shall be made of 100% polyester yarn, incorporating two extra-strength rungs per ladder for slat support. Standard ladder spacing shall be 44 mm.

Cord shall be made of 100% polyester yarn and shall be 1.8 mm thick for standard routes, 1.4 mm for NoHoles™, and 1.2 mm for cordless lift.

Installation brackets shall be a universal style with hinged front cover and shall be made of phosphate-treated steel with urethane primer and polyester-baked enamel finish to match headrail.

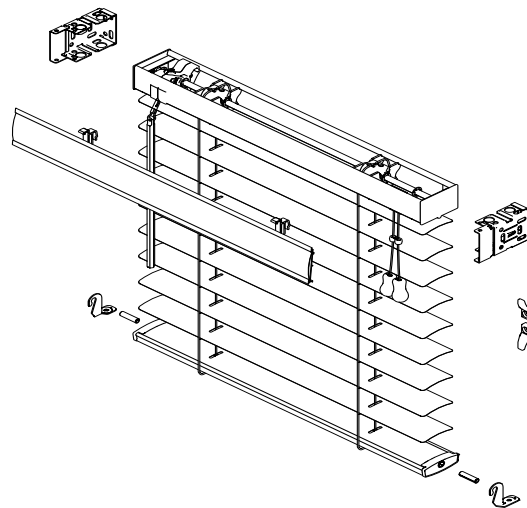
Slats shall be nominally 2" wide x 1/8" thick and made of North American hardwood, kiln-dried to a 6 – 10% moisture content to reduce the possibility of warping. Slats shall be stained and coated with a clear satin lacquer finish for a hand-rubbed appearance. Slats are stained and painted after cutting so ends are sealed, reducing warpage.

Easy Grip Bottomrail shall be 5/8" high x 2" wide wood, shaped to improve closure and shall coordinate with slats.

Cordless lift option shall use 2" x 2 1/4" steel headrail.

OPTIONS

- | | | | |
|--|-----------------------|----------------------|---------------------------------|
| • 2 ³ / ₈ " slat | • Ring lift | • Hold down brackets | • Specialty shapes |
| • NoHoles privacy and lightblocking slat | • Motorized tilt | • Cut-outs | • Custom color program |
| • 1" or 1 1/2" cloth tapes | • Ring tilt (2" only) | • Decorative tassels | • High gloss finish |
| • Cordless lift | • Cord tilt | • Tension wire | • Custom cord lengths available |
| | • Extension brackets | | |



PRODUCT FEATURES AND BENEFITS

- Slats made exclusively of North American hardwood
- SureClose™ Headrail system
- Easy Grip Bottomrail
- Clear satin finish
- Custom colors available
- Wand tilt
- Decorative tassels
- Specialty shapes
- Compliant with ANSI WCMA A100.1-2018 standard for cord length.
- Limited lifetime warranty

The SWFcontract product presented is identical to Graber® Elite 2" Wood Blinds.

2" Wood Blinds

PRODUCT SPECIFICATIONS

SureClose Headrail shall be 1⁵/₈" high x 2¹/₄" wide x .022" thick U-shaped steel with 1/₈" lightblocking lip on the bottom center line. The steel finishing process includes phosphate treatment for corrosion resistance, a chrome-free sealer, a low HAP urethane primer, and a topcoat with low HAP, polyester-baked enamel.

Valance shall be lineal grained, smooth-sanded 100% North American Basswood. Valance choices include 3" Classic, 3¹/₂" Craftsman, 3¹/₂" Legacy, and 4¹/₂" Symphony.

Cord tilter shall be a snap-in component incorporating a worm and pulley of low-friction thermoplastic and a nylon gear. Tilt cords shall be secured to pulley and treated with wood tassels at tilt end.

Tilt rod shall be electro-zinc coated solid steel measuring 1/4" square.

Cordlock shall be of a snap-in design incorporating a floating, shaft-type locking pin in a die-cast housing and shall incorporate a crash-proof safety feature that will lock blind automatically upon release of cord.

Cradles shall be made of low-friction thermoplastic with metal lift cord rollers.

Drums shall be made of high-strength thermoplastic, which securely anchors braided ladder or cloth tapes.

Braided ladder shall be made of 100% polyester yarn, incorporating four extra-strength rungs per ladder for slat support. Standard ladder spacing shall be 44 mm.

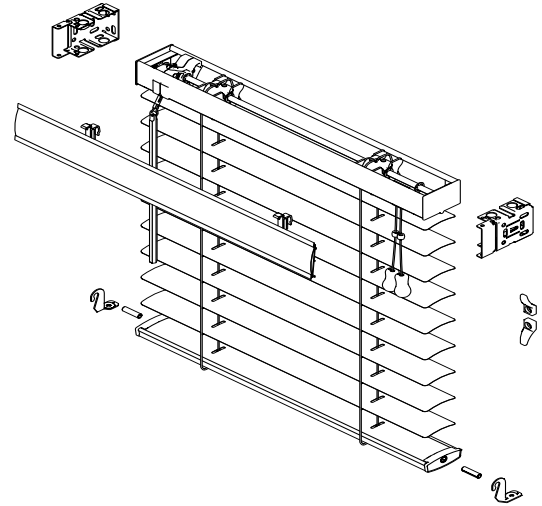
Cord shall be made of 100% polyester yarn and shall be 1.8 mm thick for standard routes, 1.4 mm for NoHoles™, and 1.2 mm for cordless lift.

Installation brackets shall be a universal style with hinged front cover and shall be made of phosphate-treated steel with urethane primer and polyester-baked enamel finish to match headrail.

Slats shall be made of North American hardwood, kiln-dried to a 6 – 10% moisture content to reduce possible warping. Slats shall be 2" wide x 1/₈" thick.

Easy Grip Bottomrail shall be 5/₈" high x 2" wide wood, shaped to improve closure and shall coordinate with slats.

Cordless lift option shall use 2" x 2¹/₄" steel headrail.



PRODUCT FEATURES AND BENEFITS

- Slats made exclusively of North American hardwood
- SureClose™ Headrail system
- Easy Grip Bottomrail
- Wand tilt
- Wood tassels
- Compliant with ANSI WCMA A100.1-2018 standard for cord length.
- Limited lifetime warranty

The SWFcontract product presented is identical to Graber® Traditions® 2" Wood Blinds.

OPTIONS

- | | | |
|---|-----------------------|---------------------------------|
| • 2 ³ / ₈ " slat | • Ring lift | • Hold down brackets |
| • NoHoles privacy and lightblocking slat | • Motorized tilt | • Cut-outs |
| • 1" or 1 ¹ / ₂ " cloth tapes | • Ring tilt (2" only) | • Decorative tassels |
| • Cordless lift | • Cord tilt | • Custom cord lengths available |
| | • Extension brackets | |

2" Composite Blinds

PRODUCT SPECIFICATIONS

SureClose Headrail shall be 1⁵/₈" high x 2¹/₄" wide x .022" thick U-shaped, extruded steel with 1/₈" lightblocking lip on the bottom center line. The steel finishing process includes phosphate treatment for corrosion resistance, a chrome-free sealer, a low HAP urethane primer, and a topcoat with low HAP, polyester-baked enamel.

Valance choices include 3" Classic and 3" Majestic.

Cord tilter shall be a snap-in component incorporating a worm and pulley of low-friction thermoplastic and a nylon or die-cast zinc gear, depending on size of blind. Tilt cords shall be secured to pulley and treated with wood tassels at tilt end.

Tilt rod shall be electro-zinc coated solid steel measuring 1/₄" square.

Cordlock shall be metal of a snap-in design incorporating a floating, shaft-type locking pin and shall incorporate a crash-proof safety feature that will lock blind automatically upon release of cord.

Cradles shall be made of low-friction thermoplastic with metal lift cord rollers.

Drums shall be made of high-strength thermoplastic, which securely anchors braided ladder or cloth tapes.

Braided ladder shall be made of 100% polyester yarn, incorporating four extra-strength rungs per ladder for slat support. Standard ladder spacing shall be 44 mm.

Cord shall be made of 100% polyester yarn and shall be 1.8 mm thick for standard routes, 1.4 mm for NoHoles™, and 1.2 mm for cordless lift.

Installation brackets shall be a universal style with hinged front cover phosphate-treated steel with urethane primer and polyester-baked enamel finish to match headrail.

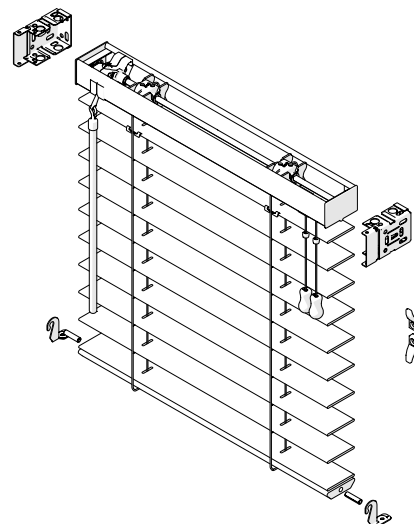
Slats shall be PVC-free polystyrene measuring 2" wide x 1/₈" thick with straight-cut edges.

Bottomrail shall be a blend of PVC polymers 7/₈" high x 2" wide in a trapezoid shape to improve closure and shall coordinate with slats.

Cordless lift option shall use 2" x 2¹/₄" steel headrail.

OPTIONS

- | | | |
|---|-----------------------|---------------------------------|
| • 2 ¹ / ₂ " slat | • Ring lift | • Extension brackets |
| • NoHoles privacy and lightblocking slat | • Motorized tilt | • Hold down brackets |
| • 1" or 1 ¹ / ₂ " cloth tapes | • Ring tilt (2" only) | • Cut-outs |
| • Cordless lift | • Cord tilt | • Custom cord lengths available |



PRODUCT FEATURES AND BENEFITS

- PVC-free polystyrene slats
- SureClose™ Headrail system
- Trapezoid-shaped bottomrail
- Wand tilt
- Braided ladder
- Compliant with ANSI WCMA A100.1-2018 standard for cord length.
- Limited lifetime warranty

The SWFcontract product presented is identical to Graber® Traditions® 2" Composite Blinds.

2" Premium Faux Wood Blinds

PRODUCT SPECIFICATIONS

SureClose Headrail shall be 1⁵/₈" high x 2³/₄" wide x .022" thick U-shaped, extruded steel with 1/₈" lightblocking lip on the bottom center line. The steel finishing process includes phosphate treatment for corrosion resistance, a chrome-free sealer, a low HAP urethane primer, and a topcoat with low HAP, polyester-baked enamel.

Valance choices include 3" Classic and 3" Majestic.

Cord tilter shall be a snap-in component incorporating a worm and pulley of low-friction thermoplastic and a nylon or die-cast zinc gear, depending on size of blind. Tilt cords shall be secured to pulley and treated with tassels at tilt end.

Tilt rod shall be electro-zinc coated solid steel measuring 1/4" square.

Cordlock shall be metal of a snap-in design incorporating a floating, shaft-type locking pin and shall include a crash-proof safety feature that will lock blind automatically upon release of cord.

Cradles shall be made of low-friction thermoplastic with metal lift cord rollers.

Drums shall be made of high-strength thermoplastic, which securely anchors braided ladder or cloth tapes.

Braided ladder shall be made of 100% polyester yarn, incorporating four extra-strength rungs per ladder for slat support. Standard ladder spacing shall be 44 mm.

Cord shall be made of 100% polyester yarn and shall be 1.8 mm thick for standard routes, 1.4 mm for NoHoles™, and 1.2 mm for cordless lift.

Installation brackets shall be a universal style with hinged front cover, made of phosphate-treated steel with urethane primer and polyester-baked enamel finish to match headrail.

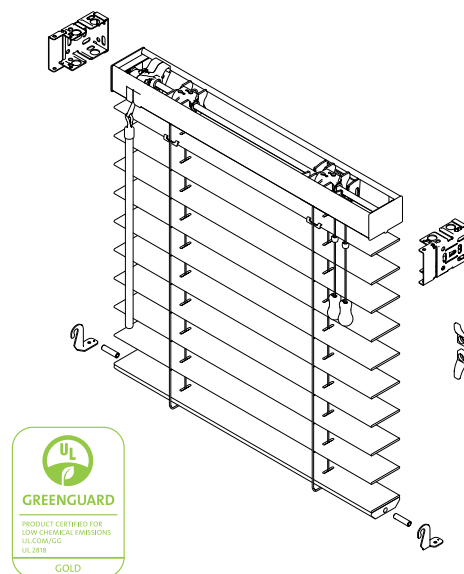
Slats shall be rigid, UV-stabilized, flat PVC nominally 2" wide x 1/₈" thick with straight-cut edges. Slats meet the requirement of NFPA 701 Test Method 1-2004 edition.

Bottomrail shall be extruded foam PVC 9/₁₆" high x 2" wide in a trapezoid shape to improve closure and shall coordinate with slats.

Cordless lift option shall use 2" x 2³/₄" steel headrail.

OPTIONS

- 2¹/₂" slat
- NoHoles privacy and lightblocking slat
- 1" or 1¹/₂" cloth tapes
- Cordless lift
- Ring lift
- Ring tilt (2" only)
- Wand tilt
- Extension brackets
- Hold down brackets
- Cut-outs
- Custom cord lengths available



PRODUCT FEATURES AND BENEFITS

- Flat PVC slats meet NFPA 701
- SureClose™ Headrail system
- Authentic look of natural wood grain
- Trapezoid-shaped bottomrail
- Cord tilt
- Braided ladder
- Compliant with ANSI WCMA A100.1-2018 standard for cord length.
- GREENGUARD Gold certified
- Limited lifetime warranty

The SWFcontract product presented is identical to Graber® Lake Forest® 2" Premium Faux Wood Blinds.

2" Faux Wood Blinds

PRODUCT SPECIFICATIONS

SureClose Headrail shall be 1⁵/₈" high x 2¹/₄" wide x .022" thick U-shaped, extruded steel with 1¹/₈" lightblocking lip on the bottom center line. The steel finishing process includes phosphate treatment for corrosion resistance, a chrome-free sealer, a low HAP urethane primer, and a topcoat with low HAP, polyester-baked enamel.

Valance choices include 3" Classic and 3" Majestic.

Cord tilter shall be a snap-in component incorporating a worm and pulley of low-friction thermoplastic and a nylon or die-cast zinc gear, depending on size of blind. Tilt cords shall be secured to pulley and treated with tassels at tilt end.

Tilt rod shall be electro-zinc coated solid steel measuring 1/4" square.

Cordlock shall be metal of a snap-in design incorporating a floating, shaft-type locking pin and shall include a crash-proof safety feature that will lock blind automatically upon release of cord.

Cradles shall be made of low-friction thermoplastic with metal lift cord rollers.

Drums shall be made of high-strength thermoplastic, which securely anchors braided ladder or cloth tapes.

Braided ladder shall be made of 100% polyester yarn, incorporating four extra-strength rungs per ladder for slat support. Standard ladder spacing shall be 44 mm.

Cord shall be made of 100% polyester yarn and shall be 1.8 mm thick for standard routes, 1.4 mm for NoHoles™, and 1.2 mm for cordless lift.

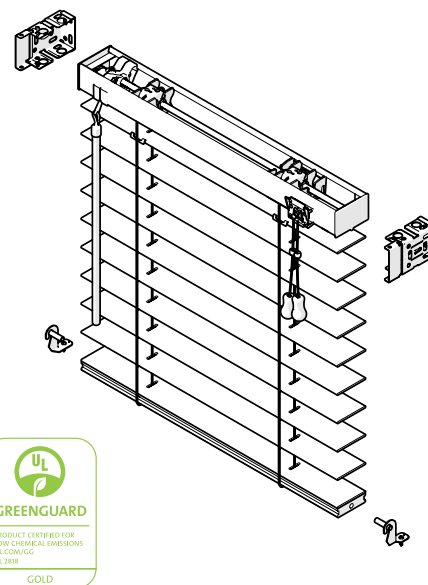
Installation brackets shall be a universal style with hinged front cover, made of phosphate-treated steel with urethane primer and polyester-baked enamel finish to match headrail.

Slats shall be rigid, UV-stabilized, flat PVC nominally 2" wide x 1/8" thick with straight-cut edges. Slats meet the requirement of NFPA 701 Test Method 1-2004 edition.

Bottomrail shall be extruded foam PVC 9/16" high x 2" wide in a rectangular shape and shall coordinate with slats.

Cordless lift option shall use 2" x 2 1/4" steel headrail.

- 2 1/2" slat
- NoHoles privacy and lightblocking slat
- 1" or 1 1/2" cloth tapes
- Cordless lift
- Ring lift
- Ring tilt (2" only)
- Cord tilt
- Extension brackets
- Hold down brackets
- Cut-outs
- Custom cord lengths available



PRODUCT FEATURES AND BENEFITS

- Flat PVC slats meet NFPA 701
- SureClose™ Headrail system
- Rectangular-shaped bottomrail
- Wand tilt
- Braided ladder
- Compliant with ANSI WCMA A100.1-2018 standard for cord length.
- GREENGUARD Gold certified
- Limited lifetime warranty

The SWFContract product presented is identical to Graber® Lake Forest® 2" Faux Wood Blinds.

2" Designer Vinyl Blinds

PRODUCT SPECIFICATIONS

SureClose Headrail shall be 1⁵/₈" high x 2¹/₄" wide x .022" thick U-shaped steel with 1/8" lightblocking lip on the bottom center line. The steel finishing process includes phosphate treatment for corrosion resistance, a chrome-free sealer, a low HAP urethane primer, and a topcoat of low HAP, polyester-baked enamel.

Cord tilter shall be a snap-in component incorporating a worm and pulley of low-friction thermoplastic and a nylon gear. Tilt cords shall be secured to pulley and treated with tassels at tilt end.

Lift cord shall be made of 100% polyester yarn and 1.8 mm thick for standard routes. 1.2 mm for NoHoles

Tilt rod shall be electro-zinc coated solid steel measuring 1/4" square.

Cordlock shall be metal of a snap-in design incorporating a floating, shaft-type locking pin. Cordlock shall incorporate a crash-proof safety feature that will lock blind automatically upon release of cord.

Drums shall be made of high-strength thermoplastic, which securely anchors braided ladder or cloth tapes.

Installation brackets shall be made of phosphate-treated steel with a urethane primer and polyester-baked enamel finish to match headrail. The design shall incorporate a hinged front cover.

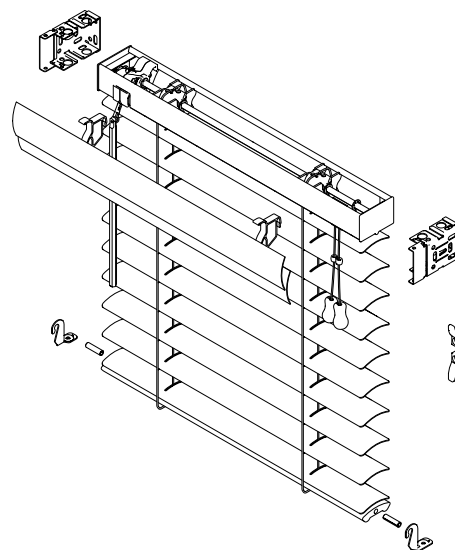
Braided ladder shall be made of 100% polyester yarn, incorporating two extra-strength rungs per ladder to support slats. Standard ladder spacing shall be 44 mm.

Slats shall be rigid, UV-stabilized, crowned PVC nominally 2" wide .045" thick with straight-cut edges. Slats meet the requirement of NFPA 701 Test Method 1-2004 edition.

Bottomrail shall be extruded foam PVC 9/16" high x 2" wide and shall coordinate with slats.

OPTIONS

- NoHoles™ privacy and lightblocking option
- 1" or 1¹/₂" cloth tapes
- Cord tilt
- Ring pull
- Ring tilt
- Extension brackets
- Hold down brackets
- Cut-outs
- Double valance
- Motorized – tilt only
- Custom cord lengths available



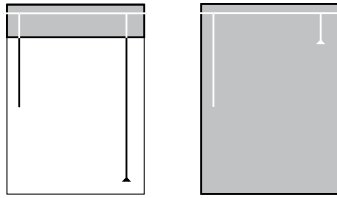
PRODUCT FEATURES AND BENEFITS

- Value engineered for condominium communities, and healthcare and retirement properties
- High quality product with durable performance, especially compared to import cut down products
- 2" wide PVC crowned slats meet NFPA 701
- SureClose™ Headrail system
- Wand tilt
- Coordinates with 3¹/₂" PVC vertical vanes
- Compliant with ANSI WCMA A100.1-2018 standard for cord length.
- Headrail and components: Limited lifetime warranty
- 2" vinyl horizontal slats: Three-year warranty

Identical to Graber® 2" Designer Vinyl Blinds

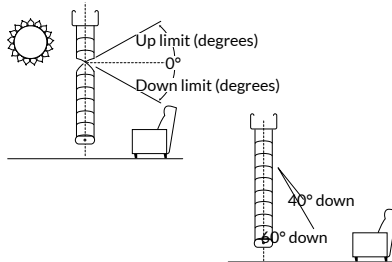
Horizontal Blinds Special Options and Pocket Installations

TOP-LOCK CORDLOCK



- Locks blind in fully raised position only
- Provides uniform exterior appearance
- Ring pull with 4" controls optional
- Telescopic pole optional
- Available on S3000™, Classics™, Customiser®, and Micro

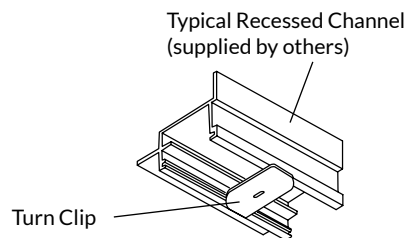
TILT LIMITER



- Uniform exterior appearance
- Reduces thermal stress
- Up/down settings are nominally 0°, 20°, 40°, 60°, and 80° (or any combination of these angles)
- Can be field adjusted
- Available on S3000™, Classics™, Customiser®, and Micro

TURN CLIPS

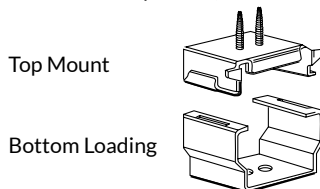
Clip length is required and must be specified



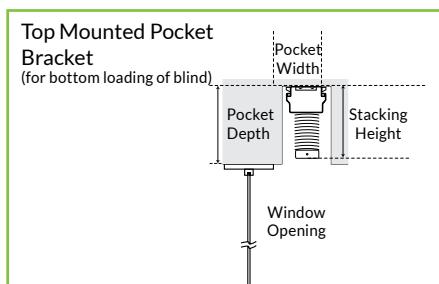
- Used in extruded blind pockets
- Clips lock into extruded aluminum channel
- Slotted for easy installation and removal
- Color coordinated and custom sized
- Classics™ blind minimum inside dimension is 15/8" x 11/4"
- Customiser® blind minimum inside dimension is 11/8" x 11/4"
- Design guidelines for extruded pockets available upon request

POCKET BRACKETS

Reveal Bracket: Optional (Two-Part Assembly)



- Two-piece bracket for pocket installation
- Minimum pocket width is 3" (additional width required as pocket depth increases)
- Available for Classics™ only
- Stacking height = [Blind drop x .035] + 2"



Stack Height Schedule

Blind Drop	Stacking Height	Blind Drop	Stacking Height
30	3	150	7½
60	4	180	9
90	5	210	10
120	6½	240	11
Stacking Height = [Blind Drop x 0.035] + 2"			

HORIZONTAL BLINDS FEATURES AND OPTIONS

	▲ Standard ● Optional – Not Available	Cordless 1" Aluminum	S3000™ 1" Aluminum	Classics™ 1" Aluminum	Customiser® 1" Aluminum	Std. Micro	S4000 Micro	Incline Wire	Dual HR Skylight
SLATS	AFT Antistatic Paint	▲	▲	▲	▲	▲	▲	▲	▲
	0.006" Aluminum Slat	▲	▲	▲	▲	▲	▲	▲	▲
	0.008" Aluminum Slat	●	●	●	●	–	–	●	●
	Perforated Slat	–	●	●	●	–	–	–	–
	Privacy Slat Hidden Holes™	●	●	–	–	–	–	–	–
	Meets NFPA 701	▲	▲	▲	▲	▲	▲	▲	▲
CONTROLS	Clutch Wand Tilter	▲	▲	▲	▲	▲	▲	▲	–
	Tilt Limiter	–	●	●	●	●	●	–	–
	Cord Tilter	–	–	●	–	–	–	–	–
	Ring Tilter	–	●	●	●	●	●	●	●
	Crash-proof Cordlock	▲	▲	▲	▲	▲	▲	▲	–
	Top-lock Cordlock	–	●	●	●	●	●	●	–
	Ring Pull	–	●	●	●	●	●	●	–
	All Controls on One Side	▲	●	●	●	●	●	●	▲
	Reverse Position Control	●	●	●	●	●	●	●	–
BRACKETS	End-support Box Brackets	–	●	▲	▲	▲	●	▲	▲
	Two-piece Pocket Bracket	–	–	●	–	–	–	–	–
	Turn Clips	–	–	●	●	●	–	–	–
	Snap-in Hidden Brackets	▲	▲	–	–	–	▲	–	–
	Wire Tension Brackets	–	–	–	–	–	–	▲	–
	Extension Brackets	●	●	●	●	●	●	–	–
	Hold Down Brackets	●	●	●	●	●	●	–	–
OTHER	Cut-outs	–	●	●	●	●	●	–	–
	Two-slat Valance	–	–	●	●	●	–	–	–
	Deluxe Two-slat Valance	–	–	●	●	●	–	–	–
	Two or Three Blinds on One Headrail	●	–	–	–	–	–	–	–
SIZE	Maximum Single Blind Width	96"	143¾"	143¾"	143¾"	120"	120"	122"	142"
	Maximum Length	84"	240"	240"	150"	144"	144"	126"	126"
	Minimum Width (exact size)	18"	5½"	5½"	5½"	5½"	5½"	9"	9"

HORIZONTAL BLINDS FEATURES AND OPTIONS

	<p>▲ Standard</p> <p>● Optional</p> <p>- Not Available</p>	2" Heritage™	2" Designer Vinyl	Elite 2" Wood	2" Wood	2" Composite	2" Premium Faux Wood	2" Faux Wood
SLATS	AFT Antistatic Paint	▲	-	-	-	-	-	-
	0.008" Aluminum Slat	▲	-	-	-	-	-	-
	Privacy Slat NoHoles™	-	●	●	●	●	●	●
	Meets NFPA 701	▲	▲	-	-	▲	▲	▲
CONTROLS	Cordless	-	-	●	●	●	●	●
	Motorized	●	●	●	●	●	-	-
	Wand Tilter	●	●	●	●	●	●	●
	Cord Tilter	▲	▲	▲	▲	▲	▲	▲
	Crash-proof Cordlock	▲	▲	▲	▲	▲	▲	▲
	Ring Pull	●	●	●	●	●	●	●
	Ring Tilter	●	●	●	●	●	●	●
	All Controls on One Side	●	●	●	●	●	-	-
	Reverse Position Control	●	●	●	●	●	●	●
BRACKETS	End-support Box Brackets	▲	▲	▲	▲	▲	▲	▲
	Extension Brackets	●	●	●	●	●	●	●
	Hold Down Brackets	●	●	●	●	●	●	●
OTHER	Cut-outs	●	●	●	●	●	●	●
	Decorative Valance(s)	●	●	●	●	●	●	●
	Two Blinds on One Headrail	●	●	●	●	●	●	●
	Three Blinds on One Headrail	-	-	●	●	●	●	●
	Vinyl Tape	-	-	-	-	-	-	-
	Cloth Tape	●	●	●	●	●	●	●
SIZE	Maximum Single Blind Width	142"	84"	96"	96"	96"	96"	96"
	Maximum Length	172"	108"	Inquire	120"	120"	120"	120"
	Minimum Width (exact size)	9"	9"	7"	7"	7"	7"	7"

G-71 Super-Vue® Vertical Blinds

PRODUCT SPECIFICATIONS

Headrail shall measure $1\frac{15}{16}$ " wide x $1\frac{3}{8}$ " high with an average wall thickness of .050" and made of anodized aluminum alloy 6063-T5 with a satin finish.

Carriers shall be made of molded acetyl and traverse on self-lubricated wheels for smooth operation. Carriers shall be centrally located, making the headrail reversible. Stems shall be made of clear, nonyellowing, UV-stabilized nylon and are impact-resistant. Carriers and stems shall be replaceable without demounting the headrail.

Rotation control shall consist of #10 nickel-plated steel bead chain and a dual rack-and-pinion gear system, providing 180° direct rotation. The pinion rod shall be extruded aluminum 0.30" diameter. Standard E-Z Open feature will automatically rotate vanes open when the traverse cord is operated.

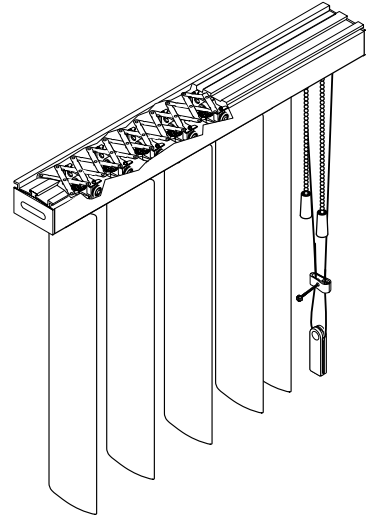
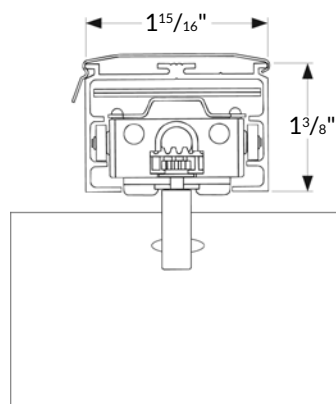
Traversing control shall be a pantograph system made of hard-tempered, 18 gauge (0.046") plated steel, ensuring precise and proportional vane spacing. Traverse cord is #3 braided polyester with a fiberglass core, 0.094" diameter and is equipped with a cord weight or tension device and cord clip. The cord clip is placed above the cord weight or tension device to prevent a hazardous cord loop. The cord clip should be properly anchored to the wall or window jamb in accordance with installation instructions and consistent with requirements of the American National Standard for Window Covering Safety ANSI-WCMA A100.1.

Installation brackets shall be made of zinc-plated, heat-treated steel and provided for overhead, wall, or ceiling installation per the contract documents.

Vaness shall be selected from the Graber® line of PVC offerings in 2" or $3\frac{1}{2}$ " widths and/or fire-rated fabrics in $3\frac{1}{2}$ " widths.

OPTIONS

- Cord/chain drive
- Valance
- Stack release
- Bottom chain
- Extension brackets
- Custom-painted headrail
- Curved headrail
- Angle headrail
- Bay window application



PRODUCT FEATURES AND BENEFITS

- Sets the industry standard—most specified vertical blind for commercial applications
- One Touch® wand control is standard (not available with E-Z open)
- Steel pantograph carrier spacing and traversing system offers superior performance compared to cheap, plastic imitations
- $1\frac{15}{16}$ " x $1\frac{3}{8}$ " heavy-duty extruded aluminum headrail
- E-Z Open™ feature automatically rotates vanes open when operating the traverse cord for effortless traversing
- Centered carrier stems allow the headrail to be reversible
- Clear, non-yellowing stems
- #10 nickel-plated steel rotation chain
- Vanes meet NFPA 701
- Headrail and components: Limited lifetime warranty
- Vertical blind vanes: Three-year warranty

Identical to Graber® G-71 Super-Vue® Vertical Blinds.

G-98 Ultra-View™ Vertical Blinds

PRODUCT SPECIFICATIONS

Headrail shall be 1³/₈" wide x 1³/₁₆" high with an average wall thickness of .050" and made of anodized aluminum alloy 6063-T5 with a bright dip finish.

Carriers shall be made of molded acetyl, ⁵/₁₆" wide for tight stacking, and shall traverse on self-lubricated wheels for smooth operation. Carriers shall be centrally located, making the headrail reversible, and shall be replaceable without demounting the headrail.

Self-aligning stems shall be made of clear, nonyellowing, UV-stabilized nylon and are impact-resistant. Stems automatically realign when rotated, eliminating out-of-sync vanes; stems shall be replaceable without demounting the headrail.

Rotation control shall consist of #6 nickel-plated steel bead chain and a rack-and-pinion gear system, providing 180° direct rotation. The pinion rod shall be extruded aluminum 0.235" diameter. A 6-1 gear ratio provides effortless rotation regardless of blind size.

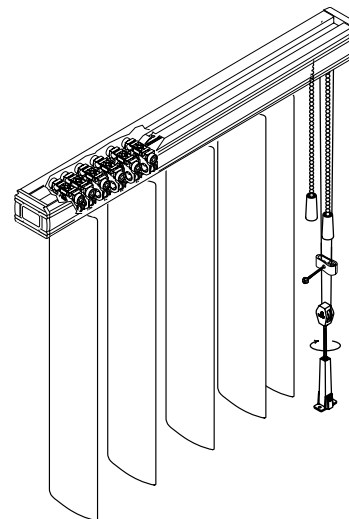
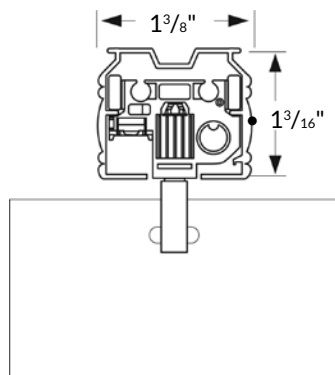
Traversing control shall be a stainless steel spacer system providing uniform vane spacing. Traverse cord is Danskord 1.8 mm diameter and is equipped with a tension device and cord clip. The cord clip is placed above the tension device to prevent a hazardous cord loop. The cord clip should be properly anchored to the wall or window jamb in accordance with installation instructions and consistent with requirements of the American National Standard for Window Covering Safety ANSI-WCMA A100.1.

Installation brackets shall be made of zinc-plated, heat-treated steel and provided for overhead, wall or ceiling installation per the contract documents.

Vanes shall be selected from the Graber® line of PVC offerings in 2" or 3½" widths and/or fire-rated fabrics in 3½" widths.

OPTIONS

- Cord/chain drive
- Valance
- Bottom chain
- Extension brackets
- Bay window application



PRODUCT FEATURES AND BENEFITS

- Outstanding performance for any commercial application, including offices and higher education facilities, as well as for matching existing building standards and historical applications
 - One Touch® wand control is standard
 - Heavy-duty extruded aluminum 1-³/₈ x 1-³/₁₆" headrail
 - Stainless steel spacer system for carriers ensures the highest quality and durable performance
 - Self-aligning centered carrier stems allow the headrail to be reversible
 - Clear, non-yellowing stems
 - #6 nickel-plated steel rotation
 - Vanes meet NFPA 701
 - Headrail and components: Limited lifetime warranty
 - Vertical blind vanes: Three-year warranty
- Identical to Graber® G-98 Ultra-View™ Vertical Blinds.

G-85 Dura-Vue® Vertical Blinds

PRODUCT SPECIFICATIONS

Headrail shall be roll-formed, phosphate-treated steel with a baked enamel finish in ivory gloss. Headrail shall measure 1½" wide x 1¼" high x .027" thick.

Carriers shall be made of molded nylon on traversing wheels and centrally located, making the headrail reversible. Detachable stems shall be clear, nonyellowing, UV-stabilized nylon and are impact-resistant. Carriers and stems shall be replaceable without demounting the headrail.

Rotation control shall consist of #6 nickel-plated steel bead chain and a rack-and-pinion gear system, providing 180° direct rotation. The pinion rod shall be extruded aluminum 0.30" diameter.

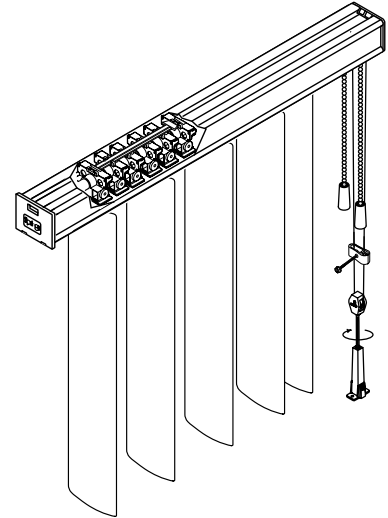
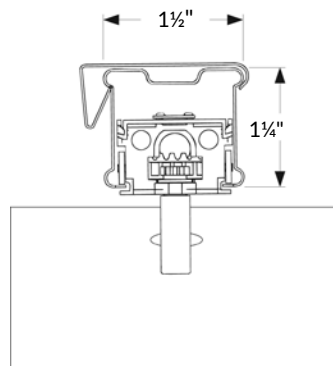
Traversing control shall be a nylon strap system. Traverse cord is #3 braided polyester with a fiberglass core, 0.094" diameter and is equipped with a tension device and cord clip. The cord clip is placed above the tension device to prevent a hazardous cord loop. The cord clip should be properly anchored to the wall or window jamb in accordance with installation instructions and consistent with requirements of the American National Standard for Window Covering Safety ANSI-WCMA A100.1.

Installation brackets shall be made of zinc-plated, heat-treated steel and provided for overhead, wall or ceiling installation per the contract documents.

Vanes shall be selected from the Graber® line of PVC offerings in 2" or 3½" widths and/or fire-rated fabrics in 3½" widths.

OPTIONS

- Cord/chain drive
- Valance
- Bottom chain
- Extension brackets
- Bay window application



PRODUCT FEATURES AND BENEFITS

- One Touch® wand control is standard
- 1-1/2" x 1-1/4" roll-formed steel headrail with an ivory gloss finish
- Wheeled carriers allow louvers to traverse smoothly and easily
- Centered carrier stems allow the headrail to be reversible
- Clear, non-yellowing stems
- #6 nickel-plated steel rotation chain
- Headrail and components: Limited lifetime warranty
- Vertical blind vanes: Three-year warranty

Identical to Graber® G-85 Dura-Vue® Vertical Blinds.

Vertical Blinds Features and Options

PVC Vanes

- PVC vanes are available in 2" and 3½" widths and comply with NFPA 701 Large Scale Test. We extrude a wide range of PVC vanes using 100% PVC compound designed specifically for use in window treatments. PVC vanes are available in a wide variety of solid, duplex, embossed, and printed color patterns. Additional options include crowned perforated vanes in your choice of 3¼%, 6½%, and 12¾% openness.
- Number 3 nickel-plated steel bead bottom chain is an option on 3½" vanes and is attached by installing the chain into a center keyhole cut-out. Bottom chain is not an option with 2" PVC or channel panel PVC.

Fabric Vanes

- Brighton vanes are 3½" wide, are fire resistant, and comply with NFPA 701 Small Scale Test and California Fire Marshal Title 19:1237.1 Small Scale Test.
- All fabric vanes feature a sewn-in bottom weight and come standard without bottom chain. Optional bottom chain is a single-sided #3 nickel-plated steel beaded chain, and is attached to the backside of the fabric vane with a clear plastic spring clip.

Stay-Clear™ Channel Panel

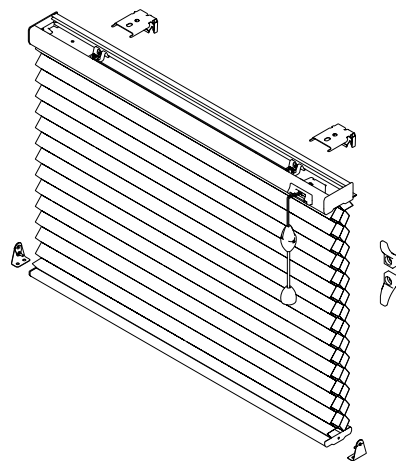
- To increase privacy and room darkening, fabric vanes can be inserted into Stay-Clear Channel Panels. The crystal clear edge channels are nearly invisible, yet hold fabric securely and will not yellow over time. The opaque vinyl vanes provide additional privacy and are available on 3½" vanes only.

▲ Standard ● Optional – Not Available	G-98 Ultra-Vue™	G-71 Super-Vue®	G-85 Dura-Vue®
Aluminum Headrail	▲	▲	–
Steel Headrail	–	–	▲
Stainless Steel Strap Traverse System	▲	–	–
Steel Pantograph Traverse System	–	▲	–
Nylon Strap Traverse System	–	–	▲
E-Z Open™ Cord Control	–	▲	–
Self-aligning Carrier Stems	▲	–	–
Wheeled Carriers	▲	▲	▲
Nonyellowing Carrier Stems	▲	▲	▲
Stack Release	–	●	–
Curved Headrail	–	●	–
Angle Headrail	–	●	–
Butted Blinds	●	●	●
Cut-outs	●	●	●
#10 Steel Bead Rotation Chain	–	▲	–
#6 Steel Bead Rotation Chain	▲	–	▲
Cord Traverse	▲	▲	▲
One Touch® Wand*	●	●	●
Maximum Blind Width with 3½" Vanes	191"	191"	178¾"
Maximum Blind Width with 2" Vanes	157¼"	157¼"	157¼"
Maximum Length	192"	192"	144"

*One Touch: Overall maximum size of blind not to exceed 70 sq. ft.

Cellular and Pleated Shades

CRYSTALPLEAT® CELLULAR SHADES



PRODUCT FEATURES AND BENEFITS

- Fabrics available in $\frac{3}{8}$ ", $\frac{3}{4}$ " or $1\frac{1}{4}$ " single cell and $\frac{1}{2}$ " double cell construction
- Scroll FR $\frac{3}{4}$ " single cell fabric meets NFPA 701
- All fabrics available to 144" wide
- Color coordinated aluminum headrail and bottomrail
- Low profile aluminum headrail
- Snap-in hidden brackets
- Concealed cords
- Standard lift cord/cordlock control
- Continuous-loop lift option
- Multiple motorized technology options available
- Cordless lift system option
- Bottom up/top down option
- Top down only with continuous-loop
- Sun up/sun down option
- Specialty shape option
- Limited lifetime warranty

Identical to Graber® CrystalPleat® Cellular Shades.

EVENPLEAT® PLEATED SHADES



PRODUCT FEATURES AND BENEFITS

- Fabrics available in 1" or 2" pleat sizes
- Brighton FR 1" pleated fabric meets NFPA 701
- Never-sag EvenPleat technology
- Color coordinated aluminum headrail and bottomrail
- Snap-in hidden brackets
- Standard lift cord/cordlock control
- Continuous-loop lift option
- Cordless lift system option
- Multiple motorized technology options available
- Bottom up/top down option
- Sun up/sun down option
- Specialty shape option
- Limited lifetime warranty (with loop tape)

Identical to Graber® EvenPleat® Pleated Shades.

FASHIONPLEAT® PLEATED SHADES



PRODUCT FEATURES AND BENEFITS

- Fabrics available in 1" pleat size
- Brighton FR pleated fabric meets NFPA 701
- Color coordinated aluminum headrail and bottomrail
- Snap-in hidden brackets
- Standard lift cord/cordlock control
- Continuous-loop lift option
- Cordless lift system option
- Multiple motorized technology options available
- Bottom up/top down option
- Sun up/sun down option
- Specialty shape option
- Three-year warranty (without loop tape)

Identical to Graber® FashionPleat® Pleated Shades.

Traditions® Wood Shutters

PRODUCT SPECIFICATIONS

Material shall be North American hardwood. Paint grade to consist of finger jointed hardwood. Stain grade to consist of sorted hardwood per light, medium, and dark color.

Tilt rods shall be hardwood. Hide-a-tilt shall be .07" thick in white or steel gray.

Hinges shall be .075" thick cold-rolled steel painted or plated. Available hardware colors are white, off-white, antique brass, satin nickel, oil-rubbed bronze, or stainless steel.

Divider rails shall be available on panels as one or two divider rails and may vary 2" up or down from the ordered location. Divider rails are required on ordered sizes over 84".

Louver clearance for 2½" louvers must be a minimum clearance of ¾" behind the shutter. For 3½" louvers, 1¼" clearance is required. For 4½" louvers, 1¾" of clearance is required. Hide-a-tilt requires ⅛" additional clearance.

Tension screws shall be two per shutter section and used to adjust the louver tension. 4½" louvers will have four per louver section.

Window squareness shall be required for an inside mount. If a window is measured diagonally and it measures more than ¼" out of square, then an outside mount shutter is required.

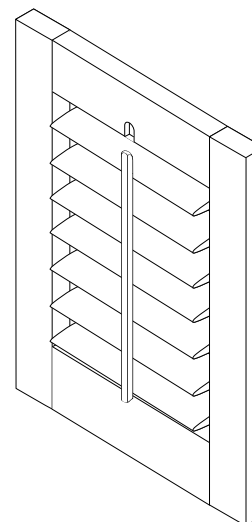
Panel size shall be 36" x 120" maximum and 9" x 15" minimum. Bifold panels cannot exceed 26" in width.

FRAME TYPES

- Inside mount frames: hangstrip, direct mount, and Z-frame
- Outside mount frames: L-frame and deco frame
- Stain or paint
- 12 frame configurations
- 38 panel configurations

OPTIONS

- 2½", 3½", or 4½" louvers
- Standard tilt or hide-a-tilt
- Bypass or bifold
- Café
- Single or double mouse hole
- Split tilt rods
- Astragal stiles
- Specialty shapes
- Framed or unframed arches
- French doors
- Custom colors
- Double hung



PRODUCT FEATURES AND BENEFITS

- Louvers made exclusively of North American hardwood, harvested via sustainable forest management techniques, and cut and kiln-dried in our Michigan facility
- Paint, stain, or custom color
- Limited lifetime warranty

Identical to Graber® Traditions® Wood Shutters

Traditions® Composite Shutters

PRODUCT SPECIFICATIONS

Material shall be Polyvinyl Chloride (PVC), with calcium carbonate and other fillers.

Tilt rod shall be PVC. Hide-a-tilt shall be .07" thick available in white or steel gray.

Hinges shall be .075" thick cold-rolled steel painted or plated. Available hardware colors are white, off-white, antique brass, satin nickel, oil-rubbed bronze, or stainless steel.

Divider rails shall be available on panels as one divider rail only. Rails may vary 2" up or down from the ordered location. Divider rails are required in panels over 72" in height.

Louver clearance for 2½" louvers must be a minimum clearance of ¾" from back to stile. For 3½" louvers, 1¼" clearance is required. For 4½" louvers, 1¾" of clearance is required. Hide-a-tilt requires ⅛" additional clearance.

Tension pins shall be two different louver pins used in the shutter panels to increase louver tension.

Window squareness shall be required for inside mount. If a window is measured diagonally and it measures more than ¼" out of square, then an outside mount shutter is required.

Panel size shall be 36" x 96" maximum and 9" x 15" minimum. Bifold panels cannot exceed 24" in width.

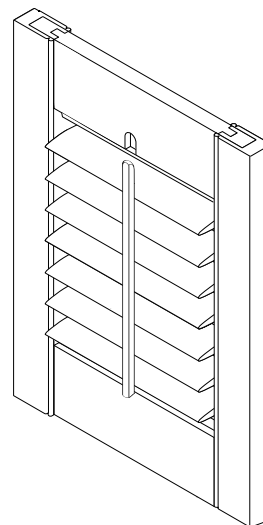
Support bar for stiles shall be an aluminum reinforcement rod to add rigidity to the panel.

FRAME TYPES

- Inside mount frames: hangstrip, direct mount, and Z-frame
- Outside mount frames: L-frame and deco frame
- Three shades of white
- 12 frame configurations
- 38 panel configurations

OPTIONS

- 2½", 3½", or 4½" louvers
- Standard tilt or hide-a-tilt
- Bypass
- Café
- Single or double mouse hole
- Split tilt rods
- Astragal stiles
- French doors
- Specialty shapes
- Double hung



PRODUCT FEATURES AND BENEFITS

- Louvers made from Polyvinyl Chloride (PVC) with calcium carbonate and other fillers
- FR Rated: Meets California Fire Marshal Title 19: Section 1237 Fire Resistance, Small Scale Test
- Limited lifetime warranty

Identical to Graber® Traditions® Composite Shutters

Sustainability, Safety, Compliance, and Testing

SUSTAINABILITY INITIATIVES

Our commitment to sustainability is long-standing and influences everything we do. For example, SWFcontract Wood Blinds are crafted exclusively from North American hardwoods which are carefully harvested through the practice of sustained yield forest management. And, we recycle materials like aluminum, steel, and vinyl coated polyester, as well as sawdust and wood shavings. Our sustainability strategy also includes using recycled content, minimal product packaging, and 100% recyclable materials whenever possible. Further, you can count on the SWFcontract brand to continue to invest in new technology that minimizes the environmental impact of our manufacturing operation.

SAFETY CONSIDERATIONS

The SWFcontract team is resolute in our responsibility for the health and safety of employees, so we provide a healthful and safe workplace. We also sincerely care about the people who use our products, so we manufacture a wide range of certified flame retardant (FR) solar shades, horizontal blinds, vertical blinds, and faux wood blinds. FR test data and certifications for all products are available on our website. Safeguards continue with our low Hazardous Air Pollutants (HAP) and low Volatile Organic Compound (VOC) paint processes that limit harmful emissions. And we offer cord safety features that are compliant with ANSI WCMA A100.1-2018 standard for cord length. Of course, our cordless lift and motorized lift options offer the ultimate in safety—eliminating the standard cord altogether.

COMPLIANCE CERTIFICATION

The SWFcontract brand certifies that all metal horizontal blinds meet or exceed Federal Specification AA-V-00200-B of June 5, 1973, for Type 1 or Type 2 venetian blinds, with the exception of areas where the federal specification has become obsolete. The American Window Covering Manufacturers Association (AWCMA) document 1029-86 specifies performance standards for metal horizontal blinds. All SWFcontract metal horizontal blinds meet or exceed these performance standards. In addition, all of our products meet or exceed the current ANSI-WCMA A100.1-Z010 PS American National Standard for Safety of Corded Window Covering Products.

SHADING SYSTEMS IN COMMERCIAL BUILDINGS

As a shading method for incoming solar radiation, SWFcontract window coverings add value to commercial buildings by helping to reduce energy consumption and costs. Our shading systems can also help improve the comfort and performance of building occupants by optimizing daylight and controlling glare—all while enhancing the interior with their beauty and reliability. Additionally, we offer the specifier maximum design flexibility, including color and style options that are client-friendly. You can trust that we will continue to make advances in SWFcontract Shading Systems to maximize efficiency and keep costs down.

Sustainability, Safety, Compliance, and Testing

SOLAR OPTICAL PROPERTIES

Solar Transmittance (Ts)

- Measures the percentage of solar radiation that passes through the fabric

Solar Reflectance (Rs)

- Measures the percentage of solar radiation reflected back out of the fabric

Solar Absorbance (As)

- Measures the percentage of solar radiation absorbed by the fabric

Ts + Rs + As = 100% of the solar energy hitting the fabric

PERFORMANCE CHARACTERISTICS BY FABRIC COLOR

Dark Color Fabrics

- Absorb more solar radiation to increase energy efficiency
- Provide better light control
- Reduce interior glare while maintaining view
- Enhanced view in daylight

Light Color Fabrics

- Reflect more solar radiation to increase energy savings
- Allow more daylight through the fabric
- Diminished view in daylight

Dual-Sided Fabrics

- Combine the strengths of dark and light color fabric
- Dark color inward facing and light color outward facing
- Allow for heat reduction and glare reduction at the same time

SOLAR, THERMAL, AND ACOUSTICAL TEST INFORMATION

Product			Solar Optical Properties				Thermal Transmittance Properties				Acoustical
Product	Material	Color	Position	Ts ¹	Rs ²	As ³	Shading Coefficient		U-Value	R-Value	NRC
Classics	Aluminum	121 Brushed Aluminum	90" up	0.9	60.5	38.6	0.34	N/A	.74	1.35	.10
Micro	Aluminum	121 Brushed Aluminum	90" up	0.0	68.0	32.0	0.28	N/A	.75	1.33	N/A
Vertical	PVC	White	90"	0.2	77.8	22.0	0.22	N/A	.80	1.25	N/A
	Fabric	Off-White	90"	24.6	66.5	8.9	0.34	N/A	.72	1.39	N/A
	PVC Channel w/Fabric	Off-White White Fabric	90"	0.1	74.4	22.5	0.24	N/A	.72	1.39	N/A
CrystalPleat® Cellular Shades	Fabric	Sanctuary (SC, DC)	Lowered	0.0	38.0	62.0	SC: .10 DC: .12	N/A	SC: .22 DC: .21	SC: 4.55 DC: 4.76	0.30
	Fabric	Splendor (SC, DC)	Lowered	7.0	55.0	38.0	SC: .11 DC: .13	N/A	SC: .22 DC: .22	SC: 4.55 DC: 4.55	0.70
	Fabric	Scroll FR (SC)	Lowered	7.0	55.0	38.0	.13	N/A	.22	4.55	0.70

* U- and R-Value results based on single pane 1/4" glass, except those marked with *, which are based on double panes of 1/8" glass.

¹Ts = Solar Transmittance

²Rs = Reflected Transmittance

³As = Absorbed Transmittance

THE BEST EXPERIENCE

Providing the Best Experience is a Springs Window Fashions guiding principle, and the SWFcontract team adheres to this philosophy as well. We commit to creating the Best Experience possible for customers, end users, and associates, which is how we've come to set the standard for quality and service in our industry. The Springs Window Fashions culture provides the foundation for our efforts and includes a dedication to the following:

- Service excellence
- Product innovation and process improvement
- Associate involvement via our Quality at the Source program
- Strategic partnerships with key accounts and suppliers
- Supply chain management
- Protection of employees and the environment
- Social and community responsibility

